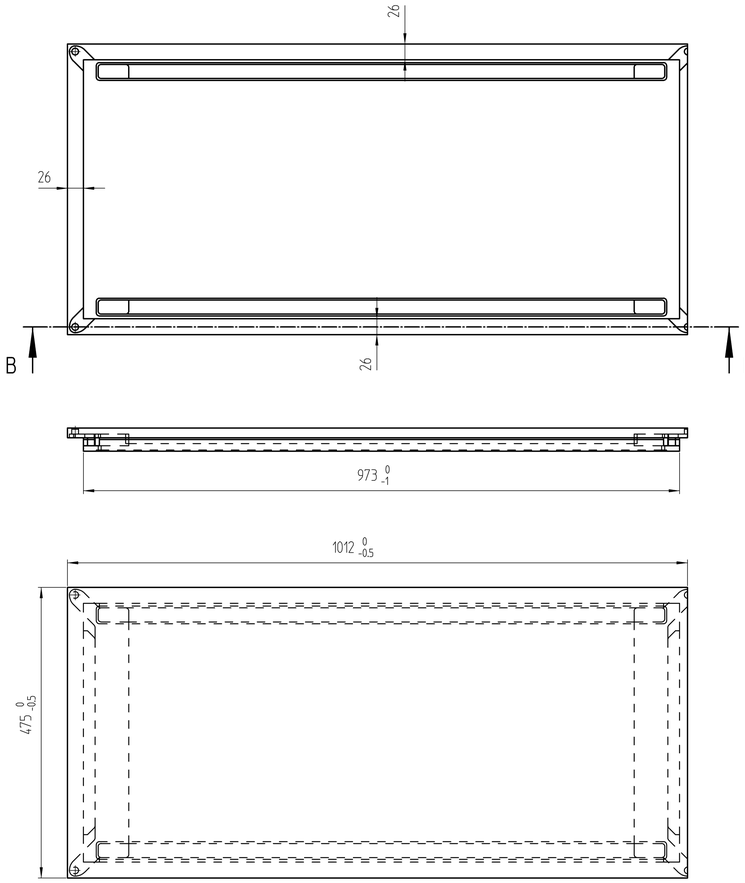

Ausfräsung in der Oberseite / cut out in the top part

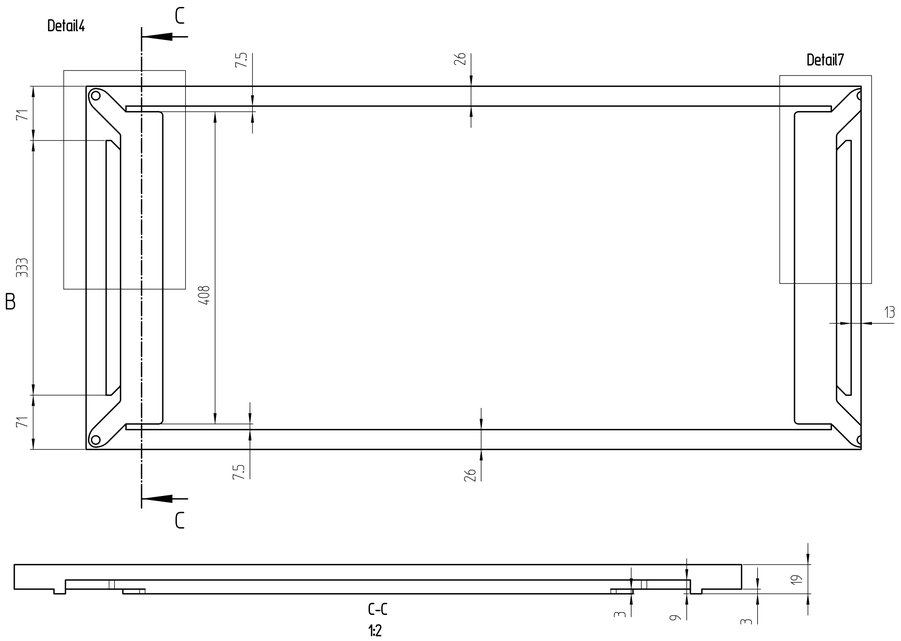

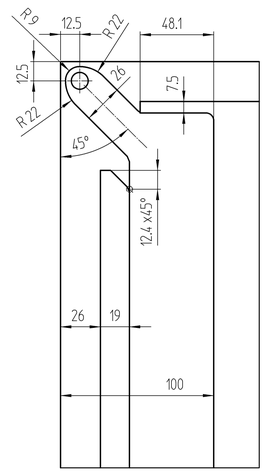

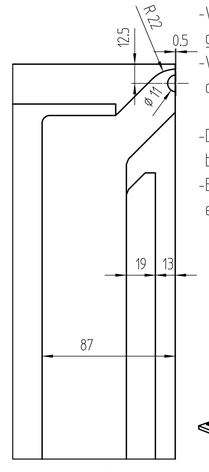

-Zweischaliger Deckel-Aufbau, mit beidseitiger Leuchte /
two-part top-construction, with two-sided light.
-Verklebt oder zb. geschraubt im Leuchtenkanal /
glued or for example screwed in the light channel.
-Verkabelung und Stecker finden in der Ausfrässung platz /
cabling and plugs are in the cut out.

-Deckel kpl. zusammen verleimt /
both parts complete glued.
-Elektrifizierung nachträglich möglich /
electrification later possible.

Kanten und Ecken fein gebrochen

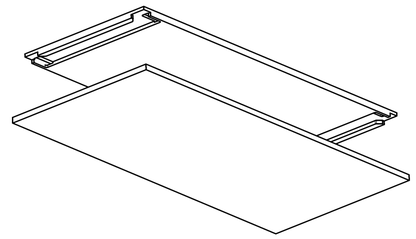

Ausfräsung in der Unterseite / cut out in the bottom part



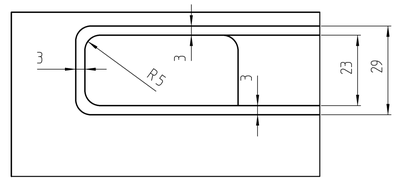

Detail5
1:1

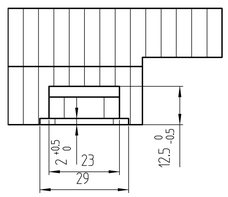

Detail6
1:1

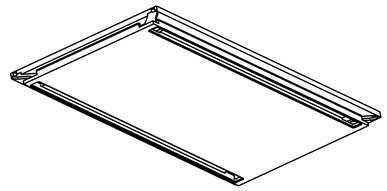

2mm sind einzuhalten, unabhängig
von der Dicke der Platte

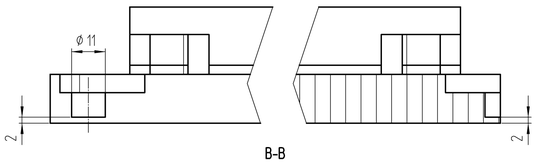

B-B
1:1

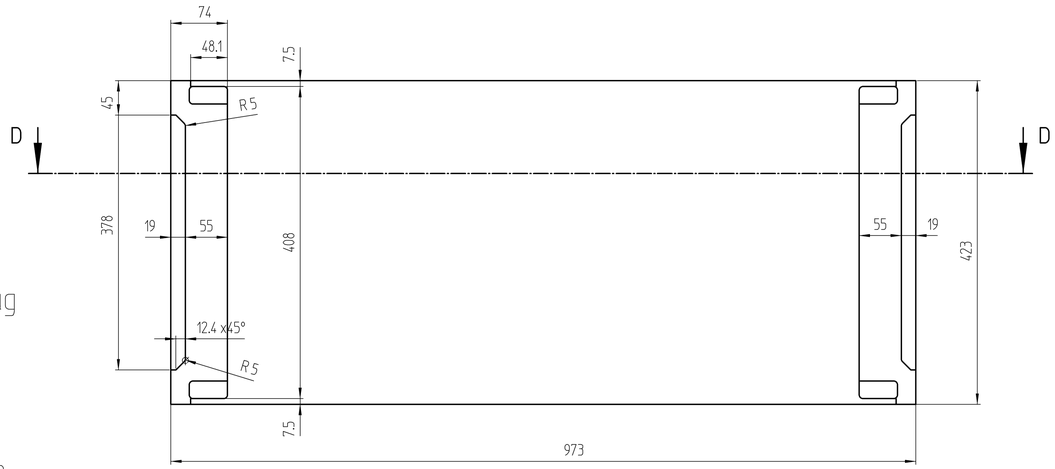

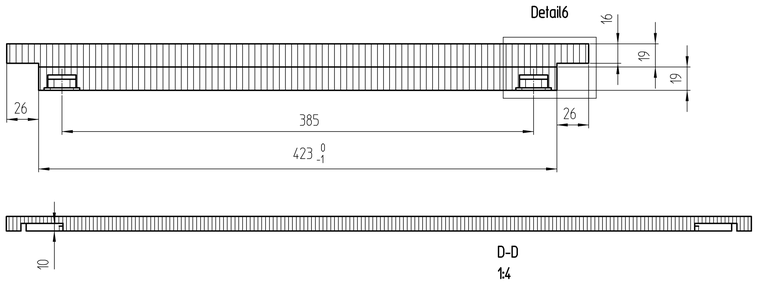

Plattemaße alle incl. Kanten

ringsum mit Kante belegt

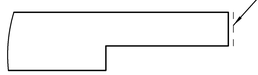

Plattenwerkstoff und Oberfläche nach Auftrag

Definierte Schmalseiten mit Kante belegt.

Belegte Kante mit min. Radius R2mm versehen

Piece	Designation/Description	Drawing/Mat.-Nr.	Pos	Material	DIN/VBN	Remark
Changings						

Used by			First used for		Foreign designation	Format	Index	Sheet
	Date	Name	Weight/kg	11.454	Development No.			
Designed	20.07.18	Uecker_M	Free Dim. Tol.	Main Scale	991-369	1	A	1/1
Released	04.03.20	Renk_A	ISO 2768-mK	1:5				
In Change					Replacement for			

Designation: Abdeckboden aussen T475/A1000
Leuchte beidseitig

Project
Customer991

www.visplay.com

visplay

Any intellectual property right subsisting in this drawing is owned by our companies. Transmitting, using or copying without permission is prohibited.
Ohne unsere Genehmigung darf diese Zeichnung weder kopiert noch an Drittpersonen weitergegeben werden.